


THE ORATORY PREP SCHOOL

Literacy Information

Year 1

We will cover


- Reading
- Phonics & Spelling
- Scheme of work
- Assessment
- Useful websites and Apps



Reading

Reading is one of the most important life skills a child develops, and this development starts from the very beginning.

We have a reading scheme, colour banded books, for the children to work through. At the start of Year 1 we complete a reading test with each child. This gives us an indication of which colour band would best suit the children. We carry this assessment out each term to ascertain that each child is making the expected progress. The class teacher will move the child onto the next band when they are ready.



Reading, however, does not come easy to all children and it is important to ensure reading to an adult remains a relaxed, enjoyable experience and not a battle.

Other ways to engage children with reading in a more discrete manner:

- Audiobooks
- Helping with the shopping-reading the list and looking for each item.
- Cooking - getting the children involved in selecting the recipe and following the instructions.
- Crafting, lego, playing board games etc following instructions to achieve a task.
- Days out as a family eg going to a museum or zoo and reading the information about what they are seeing.




Spelling

Spelling and the development of spelling goes hand in hand with reading, the more they read the greater their access and recognition to words and in turn their spelling develops.

The children will have a weekly spelling test and will receive a copy of their spellings to learn for the next test along with their test books.

In Year 1 the spelling test will be on Fridays.



Spelling Challenge

UPPER and Lower

Write each of your words out
two times.

Write in **UPPERCASE** the first time
and in **lowercase** the second time.

LITERACY literacy



Spelling Challenge

Joined-Up Writing

First, write out your words in
normal writing.

Next, write them again in
joined-up writing.

literacy literacy



Spelling Challenge

Rainbow Words

Write your words out in pencil.
Next, draw around each letter
five more times using a different
coloured pencil.

literacy



Spelling Challenge

Pyramid Writing

Write each of your words
like a pyramid:



**s
so
some**



Spelling Challenge

Fancy Letters

Write each of your words using **fancy writing**.
Your letters could be curly
or dotty... or whatever you decide!

happy



Spelling Challenge

Join the Dots

Write each of your words using **dots**.
Then, **join the dots** with a coloured
pencil to make your word.

HELLO

ink saving

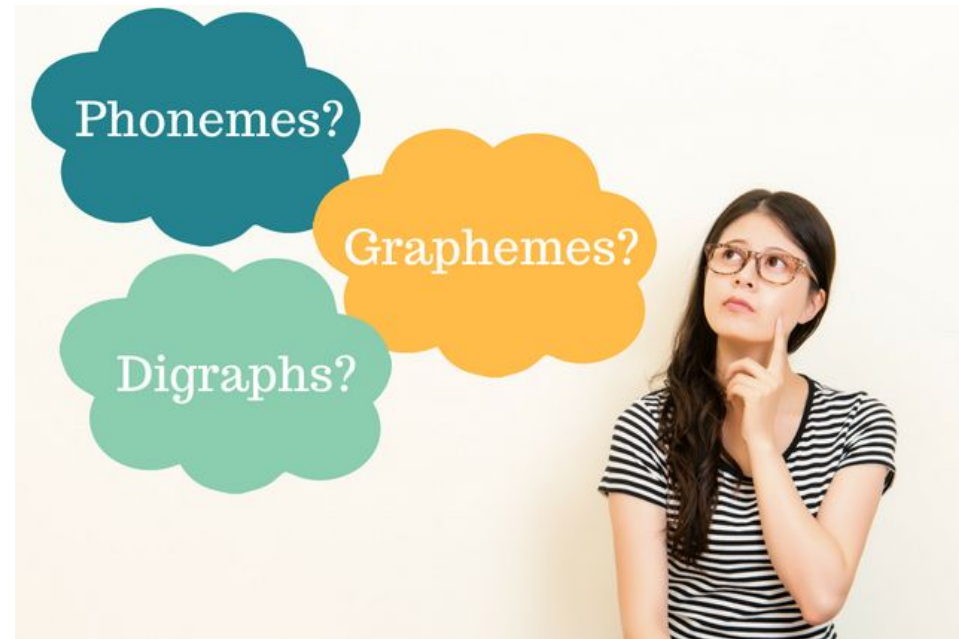
Eco

Phonics

What is Phonics?

<https://www.youtube.com/watch?v=42jb6PopZCI&t=10s>

Phonics is a method of teaching children to read. Phonics works by breaking words down into its individual sounds.



Pure sounds

<https://youtu.be/UCI2mu7URBc>

It is really important that children learn the pure sounds as well as the letter names. These sounds help children to decode unfamiliar words. There are single letter sounds and digraphs and trigraphs which will help your child read a variety of words.




Scheme of Work

A literary rich curriculum is at the heart of our teaching, with a variety of texts chosen. These texts are age appropriate but cover themes linked to our topic and have both male and female lead characters.

In English we cover a range of writing styles, ensuring that we cover the national curriculum content for Year 1 but also provide a variety of 'hooks' into the lesson.


Types of lessons covered:

- Describing characters
- Speech bubbles
- Story mapping
- Innovating a story



Assessment

- SWST - twice a year
- Weekly spelling tests
- NGRT
- PTE
- Once a Month writing
- Reading tests-termly



Websites and Apps

Phonics Play

<https://www.phonicsplay.co.uk/parents>

Reading Eggs

<https://www.educationalappstore.com/app/reading-eggs-learn-to-read>

Phonics.com

<https://www.phonics.com/>

